



Frequently Asked Questions (FAQ)



Q. Is Multiwall Easy to install?

A. Very. Multiwall comes in four well marked boxes with all parts required. It can be installed in about three hours by in house engineering staff with common tools and typical expertise. There is no permanent damage to finishes other than two 1/8th inch holes through the finished floor into the slab. Attachment to ceiling is either sheetrock screws or tap-con screws depending upon ceiling type.

Q. How does Multiwall adjust for ceiling height?

A. The two sides come 9'6" long and trimmed onsite with a simple hand saw to the correct height. The Installation instructions describe this in detail.

Q. Does Multiwall need to be hardwired?

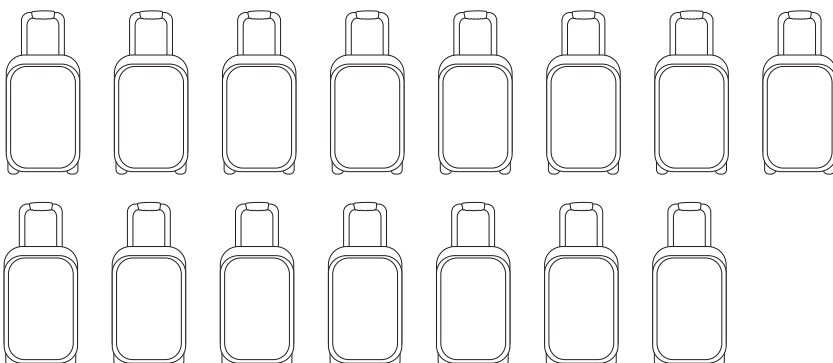
A. No. Cable and 110 for TV comes into unit from under bed and through wire management channels and is no harder for residents than plugging in an extension cord.

Q. What are Multiwall's key specifications?

A. Multiwall is 9" deep and 60" wide taking up an astonishingly small 4.5 SF. Multiwall requires ceilings that are at least 7'11" high.

Q. How much stuff can I fit in Multiwall?

A. Multiwall's storage bins, bookshelves, and glass front cabinets provide almost 24 cubic feet of space. This is the same as 15 typical carry-on bags!



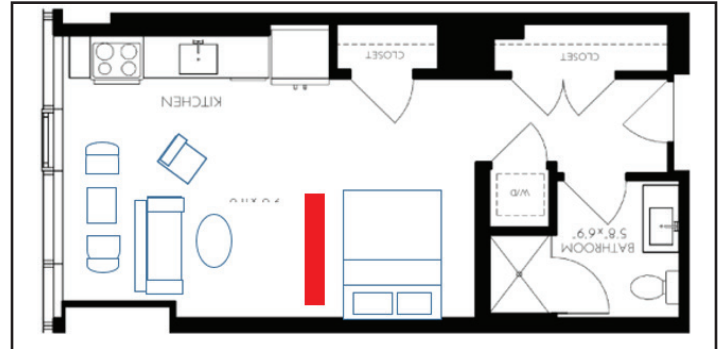
Q: How is Multiwall typically positioned in a studio apartment?

A. Multiwall works at the bed-end or the bed-side as dictated by the apartment's design. The two arrangements shown below are typical.

Multiwall positioned in a bed-side configuration.



Before

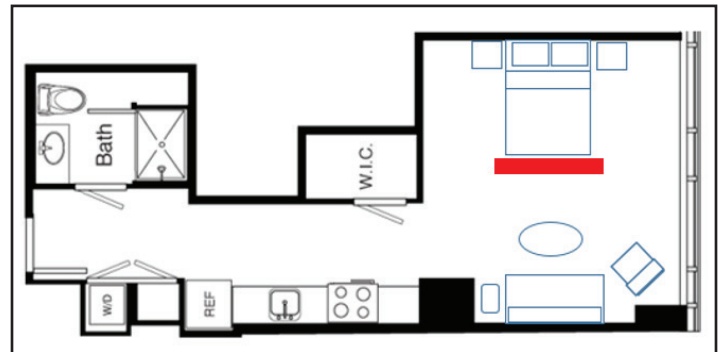


After

Multiwall is positioned in a bed-end configuration.



Before



After

Q. How can I be sure that Multiwall will work in my apartments?

A. Multiwall works well in about 80% of apartment between 350 and 550 SF. Email us a floor-plan of your apartments and we will gladly show how Multiwall would work at no cost.

Q. Does Multiwall need to be installed during construction?

No, Multiwall can be installed before projects are open or afterwards, Multiwall can even be installed in occupied units.

Q. How do I clean my Multiwall?

A. Simple household spray cleaners work well. Do not use any abrasive cleaners.

Q. Does Multiwall need to be hardwired?

A. No. Cable and 110 for TV comes into unit from under bed and through wire management channels and is no harder for residents than plugging in an extension cord.

Q. What happens if a component breaks?

A. Multiwall is built to withstand typical apartment use. We assume that owners will include Multiwall in the security deposit like regular kitchen cabinets. Multiwall can replace individual components should something break but Multiwall is very durable. Should a door be torn off, for example, Multiwall can provide new replacement components.

Q. How big a TV can Multiwall handle?

A. The TV mounting area is 49 ½ X 28 ½ so it can handle most 55" TV's without conflicting with the glass cabinets – but just. We recommend 43" or 50" TV's



55" TV = 49" X 28"



50" TV = 44" X 25"



55" TV = 38" X 21"

Q. Is Multiwall permanent?

A. We believe that Multiwall is a permanent improvement – like kitchen cabinets. That said, Multiwall is easily moved and requires only cosmetic repair to the attachment holes in the ceiling sheetrock or cement and 1/8th holes in the floor.

Q. Where is Multiwall manufactured?

A. Multiwall is manufactured in the USA.

Q. How long does it take to get Multiwall?

A. Multiwall units are currently in stock and in most cases, can be delivered anywhere in the US within about 10 days.

Q. What Multiwall made of?

A. Multiwall is made of conventional and Ultra-Light MDF with glass shelves and cabinet doors. It is finished with an extremely durable gloss white thermal foil finish.